

How to Play The
Insane Ice Bucket
Challenge.
YAY!!!!!!

By TREVOR

THIS IS THE BEST MOST
FUN GAME EVER MADE OR
PLAYED. IT'S VERY
COMPLICATED, AND COLD
AND ICY AND SO MUCH
MORE

Introduction



The best thing to do when bored/everyday is to play our fun game and win amazing prizes. Well first you'll need to know how to play and how to score. All you'll have to do is follow these simple instructions. Soon you'll be of playing with your prizes and not bored.

FOLLOW THESE SIMPLE
INSTRUCTIONS MY
FELLOW COLONIST AND
YOU'LL HAVE TONS OF
FUN AND TOYS/CANDY

Farewell, my fine friends. I hope you win a lot of fine prizes that you can use and play with and even eat. I hope you like them I hope you do. Also you should do well and you are wise and you should be able to do it. Now just **follow these fine steps** and you can win a lot.

MATERIALS

- Your fingers
- A brain
- Counting skills
- YOU!!!



Step 1



You will flick a bouncy ball off a tee or launch a lego guy into the ball off a tee in front of a small goal. I prefer flicking the bouncy ball because it is easier and usually won't affect how many prizes you get. You will try to make it in the goal in front of you. If it makes it you get one point for a flick. If it makes it with the lego guy launch it is worth 3 points.




Step 2

Next, the ball will enter a Plinko board. The ball will repeatedly bounce off the pegs till it reaches the end. When it reaches the end it will go into point slots. There will be different amounts of points per spot: 2, 3, 4, 5. Remember which slot it goes in and how many points it's worth.

Step 3

After plinko the ball will go into a bowling alley. For every lego in blue you get a point. For every lego in red you knock down worth is two points. Count how many legos you knock down. Remember how many points you have so you can get a fair price. This the one of the most important step to remember your points because the next step is to get your prize.



Step 4



Next it will go into a Ice Bucket with Basketball Hoops. If it goes in one little hoop it is worth one point. Take the ball out of the bucket and go get your prize. The prize bucket is next to the game. It's now someone else's turn to win prizes. We will list the top scorers in the game. The top scorers will get an extra prize. The best 2 scorers will get 2 extra prizes.



Scoring

Every 10 points you get a prize. Add up your points and you will get your prize. If you end with 15 - 19 points or more we will round up and you will get 2 prizes. If you end with 11-14 you will get one prize. The most points you can score is 23, so if you end with 20-23 points you will get an extra prize. The most prizes you can get is 5 prizes.



Conclusion

After reading the instructions, you can see the game is simple and fun and anyone can play. Now after playing you will find that my game is exciting and unique. You know where to play you can come back anytime and spread the word and others can play. Now you can build your own out of you recycled boxes and plastic.

THANKS FOR
PLAYING

